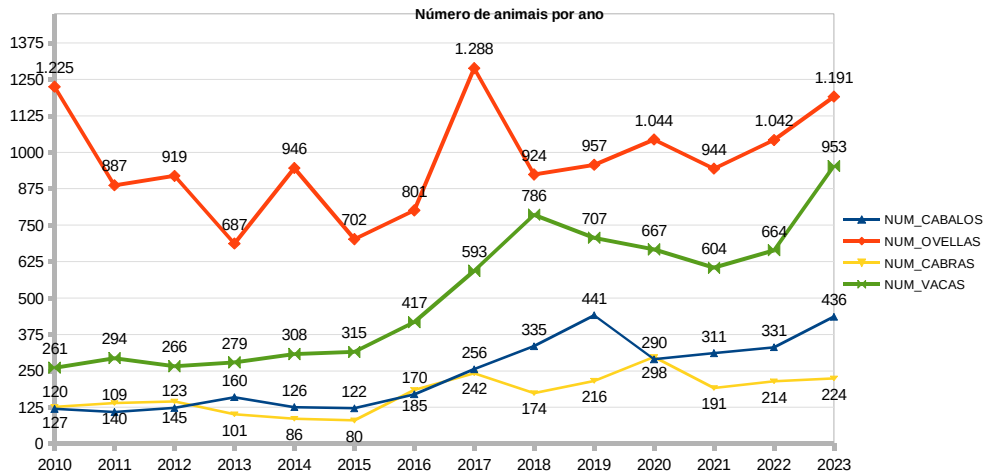
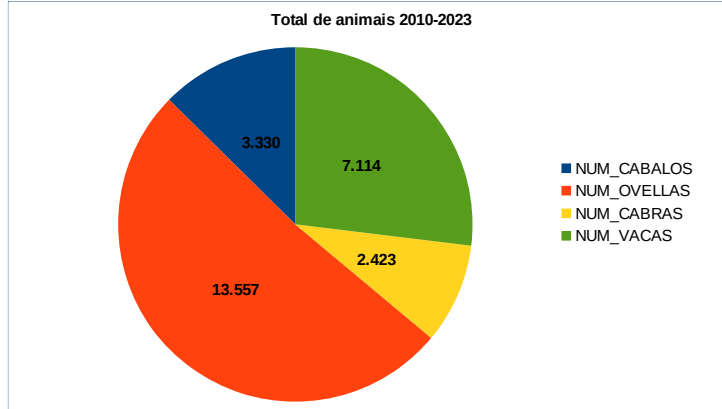
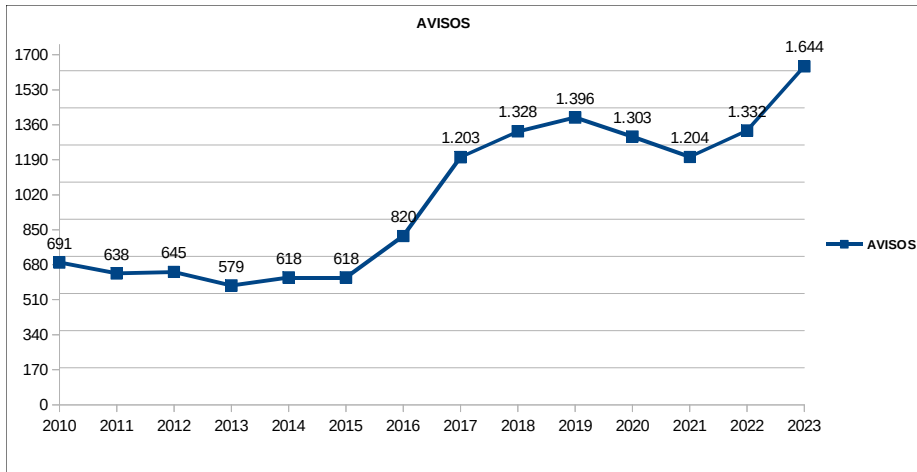


**GALICIA 2010-2023**

	ANO	AVISOS	NUM_CABALOS	NUM_OVELLAS	NUM_CABRAS	NUM_VACAS	TOTAL RESES
GALICIA	2010	691	120	1.225	127	261	1.733
	2011	638	109	887	140	294	1.430
	2012	645	123	919	145	266	1.453
	2013	579	160	687	101	279	1.227
	2014	618	126	946	86	308	1.466
	2015	618	122	702	80	315	1.219
	2016	820	170	801	185	417	1.573
	2017	1.203	256	1.288	242	593	2.379
	2018	1.328	335	924	174	786	2.219
	2019	1.396	441	957	216	707	2.321
	2020	1.303	290	1.044	298	667	2.299
	2021	1.204	311	944	191	604	2.050
	2022	1.332	331	1.042	214	664	2.251
	2023	1.644	436	1.191	224	953	2.804
	<b>TOTAL</b>	<b>14.019</b>	<b>3.330</b>	<b>13.557</b>	<b>2.423</b>	<b>7.114</b>	<b>26.424</b>



## PROVINCIAS 2010-2023

PROVINCIA	ANO	AVISOS	NUM_CABALOS	NUM_OVELLAS	NUM_CABRAS	NUM_VACAS	TOTAL RESES
A CORUÑA	2010	207	37	325	22	60	444
	2011	200	15	254	20	100	389
	2012	181	11	315	42	54	422
	2013	162	13	302	7	68	390
	2014	144	7	252	9	56	324
	2015	138	12	246	26	57	341
	2016	133	8	170	27	63	268
	2017	232	24	326	29	128	507
	2018	210	27	147	25	137	336
	2019	275	49	297	18	139	503
	2020	329	66	277	33	175	551
	2021	252	51	209	32	168	460
	2022	291	46	216	19	171	452
2023	316	47	164	52	231	494	
LUGO	2010	278	66	500	53	101	720
	2011	270	82	345	46	114	587
	2012	280	91	385	64	116	656
	2013	272	133	229	27	133	522
	2014	266	100	366	20	129	615
	2015	283	80	228	34	154	496
	2016	396	120	315	42	201	678
	2017	630	209	486	69	329	1.093
	2018	706	278	404	60	394	1.136
	2019	800	357	319	29	431	1.136
	2020	644	204	392	81	323	1.000
	2021	584	242	325	88	267	922
	2022	660	271	441	89	303	1.104
2023	850	361	545	116	428	1.450	
OURENSE	2010	92	2	208	30	44	284
	2011	90	2	127	53	52	234
	2012	113	5	151	27	55	238
	2013	87	2	105	44	40	191
	2014	108	2	251	43	55	351
	2015	99	0	115	0	60	175
	2016	154	8	147	30	100	285
	2017	172	2	267	40	88	397
	2018	266	4	233	46	185	468
	2019	197	1	234	131	82	448
	2020	235	2	311	158	115	586
	2021	253	1	301	56	120	478
	2022	296	3	293	87	164	547
2023	400	2	391	38	270	701	
PONTEVEDRA	2010	114	15	192	22	56	285
	2011	78	10	161	21	28	220
	2012	71	16	68	12	41	137
	2013	58	12	51	23	38	124
	2014	100	17	77	14	68	176
	2015	98	30	113	20	44	207
	2016	137	34	169	86	53	342
	2017	169	21	209	104	48	382
	2018	146	26	140	43	70	279
	2019	124	34	107	38	55	234
	2020	95	18	64	26	54	162
	2021	85	17	109	15	49	190
	2022	85	11	92	19	26	148
2023	78	26	91	18	24	159	
GALICIA	2010	691	120	1.225	127	261	1.733
	2011	638	109	887	140	294	1.430
	2012	645	123	919	145	266	1.453
	2013	579	160	687	101	279	1.227
	2014	618	126	946	86	308	1.466
	2015	618	122	702	80	315	1.219
	2016	820	170	801	185	417	1.573
	2017	1.203	256	1.288	242	593	2.379
	2018	1.328	335	924	174	786	2.219
	2019	1.396	441	957	216	707	2.321
	2020	1.303	290	1.044	298	667	2.299
	2021	1.204	311	944	191	604	2.050
	2022	1.332	331	1.042	214	664	2.251
2023	1.644	436	1.191	224	953	2.804	
<b>TOTAL</b>	<b>14.019</b>		<b>3.330</b>	<b>13.557</b>	<b>2.423</b>	<b>7.114</b>	<b>26.424</b>